



### District Report Card: 2017


<b>State:</b> Andaman & Nicobar Islands	<b>District:</b> Nicobars
<b>Class:</b> 5	<b>Subject:</b> Language
<b>Schools:</b> 36	<b>Students:</b> 424


### Participation/Coverage


#### Students

<div>GENDER</div> <div></div>	Boys				Girls			
	Number		%		Number		%	
	206		48.58		218		51.42	

<div>AREA</div> <div></div>	Rural				Urban			
	Number		%		Number		%	
	424		100.00		0		0.00	

<div>CATEGORY</div> <div></div>	SC		ST		OBC		GEN	
	Number	%	Number	%	Number	%	Number	%
	0	0.00	340	80.19	3	0.71	81	19.10

<div>CWSN</div> <div></div>	LD	VI	HI	S&LD	ID	Oth
	0	1	0	0	0	1

<div>Management</div> <div></div>	Government			Government-aided		
	Number		%	Number		%
	404		95.28	20		4.72

### Average Performance of Students in Language (%)

Overall	Gender		Area		Management		Social Group			
	Male	Female	Rural	Urban	Govt.	Aided	SC	ST	OBC	GEN
52.72	51.65	53.73	52.72	0.00	52.26	62.00	0.00	51.67	57.78	56.95

## Performance on Learning Outcomes (LOs)

Learning Outcomes	Description	Average Performance(%)
L504	Reads and comprehends independently storybooks, news items/ headlines, advertisements etc.	52.64
L508	Reads text with comprehension, locates details and sequence of events	52.76

Range of Performance of Students who Answered Correctly							
Below 30%		30% - 50%		50% - 75%		Above 75%	
Number	%	Number	%	Number	%	Number	%
77	18.16	119	28.07	153	36.08	75	17.69

## Lowest Performing Learning Outcomes (LOs)

- 1 - Reads and comprehends independently storybooks, news items/ headlines, advertisements etc. (52.64)
- 2 - Reads text with comprehension, locates details and sequence of events (52.76)